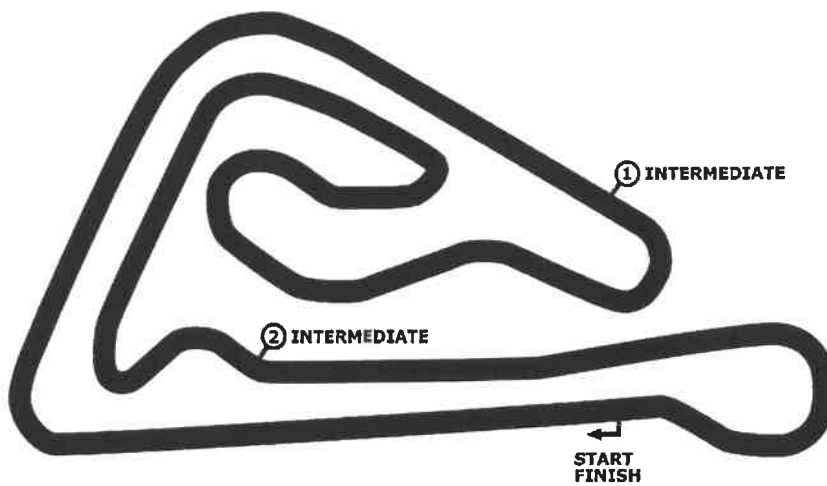


OMV MAXXMOTION FIA ETRC TRUCK RACE OF SLOVAKIA

race 1



Slovakia Ring 5922 m

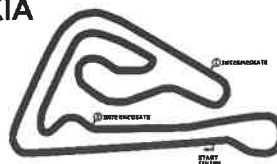
10 & 11 June 2023

OMV MAXXMOTION FIA ETRC TRUCK RACE OF SLOVAKIA

Slovakia Ring, length 5922 m

10 & 11 June 2023

TCR Eastern Europe



Result race 1

started : 19

classified : 18

not classified : 1

Pos	No.	Cl.	Entrant Name	License License	Team/Sponsor Make	Lap	Total kmh	GAP Diff.	fastest at kmh	at Lap
1	70		Mat'o Homola / SVK	1137/BR	Hyundai / Janík Motorsport Hyundai Elantra N TCR	12	27:09.078 157.040		2:14.512 158.493	4
2	8	J	Rene Kircher / GER	27372	Mertel Motorsport Honda Civic TCR FK7	12	27:11.606 156.797	02.528 02.528	2:14.693 158.280	4
3	9		Davít Kajaia / GEO	ITD-C230003	Mertel Motorsport Honda Civic TCR FK7	12	27:17.263 156.255	08.185 05.657	2:15.466 157.377	6
4	32	J	Carlo Czepiel / POL	10018	Hyundai / Janík Motorsport Hyundai Elantra N TCR	12	27:18.630 156.125	09.552 01.367	2:15.050 157.862	6
5	68		Adam Kout / CZE	23AS0809	Hyundai / Janík Motorsport Hyundai Elantra N TCR	12	27:23.703 155.643	14.625 05.073	2:15.466 157.377	2
6	3		Giacomo Ghermandi / ITA	464121	Lema Racing Audi RS3 LMS TCR 2021	12	27:28.199 155.218	19.121 04.496	2:15.749 157.049	3
7	25	J/T	Tobias Poschik / AUT	JA1119	Aditis Racing Audi RS3 LMS TCR	12	27:32.110 154.851	23.032 03.911	2:16.154 156.582	3
8	96		Petr Fulín Jr. / CZE	23AS1299	Petr Fulín Cupra Leon Competitiön TCR	12	27:33.606 154.711	24.528 01.496	2:16.018 156.738	5
9	71	J	Philipp Dietrich / AUT	JA2118	Team Wimmer Werk Motorsport Cupra Leon Competitiön TCR	12	27:34.365 154.640	25.287 00.759	2:16.327 156.383	3
10	14		Petr Čížek / CZE	23AS0512	Expres Auto Racing Cupra Leon Competitiön TCR	12	27:40.543 154.064	31.465 06.178	2:16.420 156.276	10
11	21		Carol Wittke / GER	23AS1299	Petr Fulín Cupra Leon Competitiön TCR	12	27:41.441 153.981	32.363 00.898	2:16.041 156.712	6
12	74		Žarko Knego / CRO	ITC-C0972	Auto Klub Dubrovnik Hyundai Elantra N TCR	12	27:50.429 153.153	41.351 08.988	2:16.586 156.086	4
13	38		Radim Adámek / CZE	23AS0461	Aditis Racing Audi RS3 LMS TCR 2021	12	27:53.938 152.831	44.860 03.509	2:17.150 155.444	4
14	55	T	Sebastian Kolakowski / POL	S/ITB/10005	Honda Wyszomirski Racing Honda Civic TCR FK7	12	27:57.506 152.506	48.428 03.568	2:17.397 155.165	4
15	82		Vít Smejkal / CZE	23AS0501	Expres Auto Racing Cupra Leon Competitiön TCR	12	27:57.827 152.477	48.749 00.321	2:17.118 155.481	4
16	24	T	Antonio Citera / AUT	JA2047	78 Racing-Team Honda Civic TCR FK7	12	28:36.206 149.067	1:27.128 38.379	2:20.451 151.791	4
17	121		Ivars Vallers / LVA	IV09347LV23	LV Racing Audi RS3 LMS TCR 2021	12	28:44.654 148.337	1:35.576 08.448	2:16.660 156.002	6
18	34	T	Adam Rzepecki / POL	10044	Adam Rzepecki Audi RS3 LMS TCR	8	19:06.090 148.813	4 Runden 4 Runden	2:17.661 154.867	4
DID NOT CLASSIFY										
	23		Sebastian Steibel / GER	16356	Aditis Racing Audi RS3 LMS TCR 2021	1	2:34.627 137.875	11 Runden	00.000 0.000	

fastest lap: 70 Homola Mat'o 2:14.512 =158.493 km/h

16:04


Issued:	Clerk of the Course:	Timekeeper:

subject to final scrutineering



Lapchart: TCR Eastern Europe race 1

POS	1	2	3	4	5	6	7	8	9	10	11	12	13	14	15	16	17	18	19	20
LAP1	70	8	9	68	3	25	32	71	34	96	38	74	14	21	82	55	24	23.	121	
LAP2	70	8	9	68	3	32	25	71	34	96	38	14	74	21	55	82	24	121		
LAP3	70	8	9	68	3	32	25	71	96	34	14	38	74	21	55	82	24	121		
LAP4	70	8	9	68	3	32	25	71	96	34	14	38	74	21	55	82	24	121.		
LAP5	70	8	9	68	32	3	25	71	96	34	14	38	21	74	55	82	24	121		
LAP6	70	8	9	68	32	3	25	71	96	14	21	38	74	55	82	24	34	121		
LAP7	70	8	9	68	32	3	25	71	96	14	21	74	38	55	82	24	34	121		
LAP8	70	8	9	32	68	3	25	71	96	14	21	74	38	82	55	24	34	121		
LAP9	70	8	9	32	68	3	25	71	96	14	21	74	38	55	82	24	121			
LAP10	70	8	9	32	68	3	25	71	96	14	21	74	38	55	82	24	121			
LAP11	70	8	9	32	68	3	25	71	96	14	21	74	38	55	82	24	121			
LAP12	70	8	9	32	68	3	25	96	71	14	21	74	38	55	82	24	121			



Lap by Lap race 1, 10.06.2023

3 Giacomo Ghermandi , Audi RS3 LMS TCR 2021 / ITA															
1	2:24.652	2	2:17.698	3	2:15.749	4	2:16.099	5	2:16.948	6	2:16.453	7	2:16.396	8	2:16.768
9	2:16.911	10	2:17.326	11	2:16.240	12	2:16.959								

8 Rene Kircher , Honda Civic TCR FK7 J / GER															
1	2:21.760	2	2:15.475	3	2:14.949	4	2:14.693	5	2:15.290	6	2:15.042	7	2:15.357	8	2:15.317
9	2:15.603	10	2:16.232	11	2:15.812	12	2:16.076								

9 Davit Kajaia , Honda Civic TCR FK7 / GEO															
1	2:22.736	2	2:16.177	3	2:16.072	4	2:15.519	5	2:15.475	6	2:15.466	7	2:15.743	8	2:15.650
9	2:15.806	10	2:16.132	11	2:16.287	12	2:16.200								

14 Petr Cízek , Cupra Leon Competición TCR / CZE															
1	2:31.233	2	2:19.193	3	2:17.094	4	2:16.571	5	2:17.234	6	2:16.857	7	2:17.410	8	2:17.184
9	2:17.201	10	2:16.420	11	2:17.192	12	2:16.954								

21 Carol Wittke , Cupra Leon Competición TCR / GER															
1	2:31.487	2	2:21.107	3	2:17.679	4	2:16.554	5	2:16.781	6	2:16.041	7	2:16.509	8	2:16.875
9	2:17.650	10	2:16.973	11	2:16.709	12	2:17.076								

23 Sebastian Steibel , Audi RS3 LMS TCR 2021 / GER															
pit	2:34.627														

24 Antonio Citera , Honda Civic TCR FK7 T / AUT															
1	2:34.381	2	2:22.077	3	2:21.320	4	2:20.451	5	2:20.605	6	2:21.393	7	2:21.887	8	2:20.498
9	2:20.468	10	2:21.884	11	2:21.375	12	2:29.867								

25 Tobias Poschik , Audi RS3 LMS TCR J / T / AUT															
1	2:25.485	2	2:17.989	3	2:16.154	4	2:16.332	5	2:16.414	6	2:16.774	7	2:17.427	8	2:16.977
9	2:17.220	10	2:16.976	11	2:17.260	12	2:17.102								

32 Carlo Czepiel , Hyundai Elantra N TCR J / POL															
1	2:25.728	2	2:17.059	3	2:15.725	4	2:16.176	5	2:15.245	6	2:15.050	7	2:15.109	8	2:15.488
9	2:15.676	10	2:15.651	11	2:15.870	12	2:15.853								

34 Adam Rzepecki , Audi RS3 LMS TCR T / POL															
1	2:27.589	2	2:17.852	3	2:18.336	4	2:17.661	5	2:17.743	6	2:48.333	7	2:20.296	8	2:18.280

38 Radim Adámek , Audi RS3 LMS TCR 2021 / CZE															
1	2:30.577	2	2:19.563	3	2:18.952	4	2:17.150	5	2:17.322	6	2:18.077	7	2:18.136	8	2:18.112
9	2:18.572	10	2:18.607	11	2:19.503	12	2:19.367								

55 Sebastian Kolakowski , Honda Civic TCR FK7 T / POL															
1	2:33.289	2	2:20.508	3	2:18.379	4	2:17.397	5	2:17.905	6	2:18.317	7	2:18.203	8	2:18.919
9	2:18.752	10	2:18.425	11	2:18.734	12	2:18.678								


68 Adam Kout , Hyundai Elantra N TCR / CZE															
1	2:24.386	2	2:15.466	3	2:15.853	4	2:15.816	5	2:15.779	6	2:15.858	7	2:16.246	8	2:17.336
9	2:16.792	10	2:16.791	11	2:16.501	12	2:16.879								

OMV MAXXOTION FIA ETRC TRUCK RACE OF SLOVAKIA

Slovakia Ring, length 5922 m

10 & 11 June 2023

TCR Eastern Europe



Lap by Lap race 1, 10.06.2023

70 Mat'o Homola , Hyundai Elantra N TCR / SVK															
1	2:20.936	2	2:14.849	3	2:14.681	4	2:14.512	5	2:14.666	6	2:15.178	7	2:15.305	8	2:15.549
9	2:15.326	10	2:15.829	11	2:16.110	12	2:16.137								

71 Philipp Dietrich , Cupra Leon Competición TCR J / AUT															
1	2:26.558	2	2:18.339	3	2:16.327	4	2:17.050	5	2:16.619	6	2:16.424	7	2:16.401	8	2:17.005
9	2:16.863	10	2:16.999	11	2:17.096	12	2:18.684								

74 Žarko Knego , Hyundai Elantra N TCR / CRO															
1	2:31.131	2	2:21.291	3	2:17.759	4	2:16.586	5	2:18.013	6	2:17.432	7	2:16.665	8	2:16.703
9	2:19.012	10	2:18.459	11	2:17.748	12	2:19.630								

82 Vít Smejkal , Cupra Leon Competición TCR / CZE															
1	2:32.669	2	2:21.713	3	2:18.869	4	2:17.118	5	2:17.660	6	2:18.235	7	2:17.956	8	2:18.212
9	2:19.957	10	2:18.055	11	2:19.006	12	2:18.377								

96 Petr Fulín Jr. , Cupra Leon Competición TCR / CZE															
1	2:28.564	2	2:17.588	3	2:16.758	4	2:16.363	5	2:16.018	6	2:16.423	7	2:16.532	8	2:16.861
9	2:17.780	10	2:16.182	11	2:17.047	12	2:17.490								

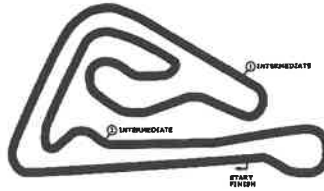
121 Ivars Valters , Audi RS3 LMS TCR 2021 / LVA															
1	2:43.035	2	2:19.907	3	2:17.254	pit	2:19.757	5	3:02.909	6	2:16.660	7	2:17.172	8	2:16.984
9	2:17.684	10	2:17.778	11	2:17.304	12	2:18.210								

OW MAXMOTION FIA ETRC TRUCK RACE OF SLOVAKIA

Slovakia Ring, length 5922 m

10 & 11 June 2023

TCR Eastern Europe



Lap Analysis race 1, 10.06.2023

3 Giacomo Ghermandi (ITA) (Audi RS3 LMS TCR 2021) Theoretische Bestzeit: 2:15.189

Lap	D	Time	S1	S2	S3	Lap	D	Time	S1	S2	S3
1	1	2:24.652	47.922	1:07.613	29.117	7	1	2:16.396	41.296	1:07.498	27.602
2	1	2:17.698	41.752	1:08.332	27.614	8	1	2:16.768	41.358	1:07.724	27.686
3	1	2:15.749	40.916	1:07.282	27.551	9	1	2:16.911	41.349	1:07.792	27.770
4	1	2:16.099	41.144	1:07.543	27.412	10	1	2:17.326	41.502	1:07.803	28.021
5	1	2:16.948	41.515	1:07.931	27.502	11	1	2:16.240	41.595	1:06.861	27.784
6	1	2:16.453	41.456	1:07.302	27.695	12	1	2:16.959	41.498	1:07.497	27.964

8 Rene Kircher (GER) (Honda Civic TCR FK7) Theoretische Bestzeit: 2:14.639

Lap	D	Time	S1	S2	S3	Lap	D	Time	S1	S2	S3
1	1	2:21.760	46.451	1:07.437	27.872	7	1	2:15.357	41.097	1:06.731	27.529
2	1	2:15.475	41.473	1:06.460	27.542	8	1	2:15.317	41.014	1:06.608	27.695
3	1	2:14.949	41.123	1:06.408	27.418	9	1	2:15.603	40.931	1:07.008	27.664
4	1	2:14.693	40.915	1:06.301	27.472	10	1	2:16.232	41.372	1:07.148	27.712
5	1	2:15.290	40.944	1:06.835	27.511	11	1	2:15.812	41.175	1:06.945	27.692
6	1	2:15.042	41.116	1:06.502	27.424	12	1	2:16.076	41.387	1:07.103	27.586

9 Davit Kajaia (GEO) (Honda Civic TCR FK7) Theoretische Bestzeit: 2:15.309

Lap	D	Time	S1	S2	S3	Lap	D	Time	S1	S2	S3
1	1	2:22.736	47.508	1:07.172	28.056	7	1	2:15.743	41.304	1:06.572	27.867
2	1	2:16.177	41.887	1:06.600	27.690	8	1	2:15.650	41.250	1:06.647	27.753
3	1	2:16.072	41.675	1:06.701	27.696	9	1	2:15.806	41.289	1:06.620	27.897
4	1	2:15.519	41.212	1:06.524	27.783	10	1	2:16.132	41.206	1:06.658	28.268
5	1	2:15.475	41.240	1:06.504	27.731	11	1	2:16.287	41.281	1:07.092	27.914
6	1	2:15.466	41.150	1:06.461	27.847	12	1	2:16.200	41.302	1:07.080	27.818

14 Petr Cížek (CZE) (Cupra Leon Competición TCR) Theoretische Bestzeit: 2:15.962

Lap	D	Time	S1	S2	S3	Lap	D	Time	S1	S2	S3
1	1	2:31.233	52.029	1:09.782	29.422	7	1	2:17.410	41.642	1:07.828	27.940
2	1	2:19.193	43.178	1:08.131	27.884	8	1	2:17.184	41.789	1:07.640	27.755
3	1	2:17.094	42.286	1:07.295	27.513	9	1	2:17.201	41.828	1:07.470	27.903
4	1	2:16.571	41.489	1:07.535	27.547	10	1	2:16.420	41.560	1:06.961	27.895
5	1	2:17.234	41.800	1:07.926	27.508	11	1	2:17.192	41.773	1:07.427	27.992
6	1	2:16.857	41.605	1:07.510	27.742	12	1	2:16.954	41.932	1:07.111	27.911

21 Carol Wittke (GER) (Cupra Leon Competición TCR) Theoretische Bestzeit: 2:16.036

Lap	D	Time	S1	S2	S3	Lap	D	Time	S1	S2	S3
1	1	2:31.487	51.887	1:09.673	29.927	7	1	2:16.509	41.932	1:07.011	27.560
2	1	2:21.107	43.756	1:09.081	28.270	8	1	2:16.875	42.057	1:07.249	27.569
3	1	2:17.679	42.518	1:07.596	27.565	9	1	2:17.650	42.247	1:07.457	27.946
4	1	2:16.554	41.892	1:07.198	27.464	10	1	2:16.973	41.797	1:07.368	27.808
5	1	2:16.781	41.754	1:07.410	27.617	11	1	2:16.709	41.673	1:07.354	27.682
6	1	2:16.041	41.622	1:07.022	27.397	12	1	2:17.076	41.925	1:07.533	27.618

23 Sebastian Steibel (GER) (Audi RS3 LMS TCR 2021) Theoretische Bestzeit:

Lap	D	Time	S1	S2	S3	Lap	D	Time	S1	S2	S3
1	1	2:34.627	49.263	1:09.731							

24 Antonio Citera (AUT) (Honda Civic TCR FK7) Theoretische Bestzeit: 2:19.734

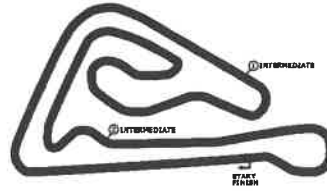
Lap	D	Time	S1	S2	S3	Lap	D	Time	S1	S2	S3
1	1	2:34.381	53.897	1:10.678	29.806	7	1	2:21.887	43.592	1:09.512	28.783
2	1	2:22.077	43.512	1:09.417	29.148	8	1	2:20.498	43.269	1:08.723	28.506
3	1	2:21.320	43.456	1:09.127	28.737	9	1	2:20.468	42.666	1:08.588	29.214
4	1	2:20.451	43.360	1:08.561	28.529	10	1	2:21.884	43.273	1:09.843	28.768
5	1	2:20.605	43.070	1:08.871	28.664	11	1	2:21.375	43.207	1:09.385	28.783
6	1	2:21.393	43.581	1:08.919	28.893	12	1	2:29.867	43.284	1:17.137	29.446

OMV MAXXOTION FIA ETRC TRUCK RACE OF SLOVAKIA

Slovakia Ring, length 5922 m

10 & 11 June 2023

TCR Eastern Europe



Lap Analysis race 1, 10.06.2023

25 Tobias Poschik (AUT) (Audi RS3 LMS TCR) Theoretische Bestzeit: 2:16.054

Lap	D	Time	S1	S2	S3	Lap	D	Time	S1	S2	S3
1	1	2:25.485	48.643	1:08.497	28.345	7	1	2:17.427	41.532	1:07.949	27.946
2	1	2:17.989	41.886	1:08.125	27.978	8	1	2:16.977	41.506	1:07.486	27.985
3	1	2:16.154	41.124	1:07.201	27.830	9	1	2:17.220	41.473	1:07.466	28.281
4	1	2:16.332	41.126	1:07.476	27.730	10	1	2:16.976	41.451	1:07.540	27.985
5	1	2:16.414	41.196	1:07.391	27.827	11	1	2:17.260	41.618	1:07.557	28.085
6	1	2:16.774	41.352	1:07.503	27.919	12	1	2:17.102	41.579	1:07.331	28.192

32 Carlo Czepiel (POL) (Hyundai Elantra N TCR) Theoretische Bestzeit: 2:14.940

Lap	D	Time	S1	S2	S3	Lap	D	Time	S1	S2	S3
1	1	2:25.728	47.965	1:09.485	28.278	7	1	2:15.109	41.043	1:06.461	27.598
2	1	2:17.059	41.605	1:07.610	27.844	8	1	2:15.488	41.156	1:06.667	27.665
3	1	2:15.725	40.902	1:07.141	27.682	9	1	2:15.676	41.192	1:06.735	27.749
4	1	2:16.176	41.006	1:07.436	27.734	10	1	2:15.651	41.217	1:06.585	27.849
5	1	2:15.245	40.874	1:06.700	27.671	11	1	2:15.870	41.286	1:06.778	27.806
6	1	2:15.050	40.903	1:06.489	27.658	12	1	2:15.853	41.444	1:06.605	27.804

34 Adam Rzepecki (POL) (Audi RS3 LMS TCR) Theoretische Bestzeit: 2:17.392

Lap	D	Time	S1	S2	S3	Lap	D	Time	S1	S2	S3
1	1	2:27.589	49.840	1:09.455	28.294	5	1	2:17.743	41.859	1:08.159	27.725
2	1	2:17.852	42.052	1:07.811	27.983	6	1	2:48.333	41.911	1:08.071	58.351
3	1	2:18.336	41.850	1:08.606	27.880	7	1	2:20.296	44.084	1:08.223	27.989
4	1	2:17.661	41.854	1:07.997	27.810	8	1	2:18.280	42.000	1:08.249	28.031

38 Radim Adámek (CZE) (Audi RS3 LMS TCR 2021) Theoretische Bestzeit: 2:16.870

Lap	D	Time	S1	S2	S3	Lap	D	Time	S1	S2	S3
1	1	2:30.577	50.961	1:09.861	29.755	7	1	2:18.136	41.693	1:08.526	27.917
2	1	2:19.563	42.796	1:08.576	28.191	8	1	2:18.112	41.667	1:08.477	27.968
3	1	2:18.952	43.490	1:07.500	27.962	9	1	2:18.572	41.910	1:08.472	28.190
4	1	2:17.150	41.843	1:07.471	27.828	10	1	2:18.607	42.221	1:08.403	27.983
5	1	2:17.322	41.563	1:07.846	27.913	11	1	2:19.503	42.026	1:09.255	28.222
6	1	2:18.077	42.208	1:08.033	27.836	12	1	2:19.367	42.343	1:08.788	28.236

55 Sebastian Kolakowski (POL) (Honda Civic TCR FK7) Theoretische Bestzeit: 2:17.173

Lap	D	Time	S1	S2	S3	Lap	D	Time	S1	S2	S3
1	1	2:33.289	53.298	1:10.854	29.137	7	1	2:18.203	42.317	1:07.946	27.940
2	1	2:20.508	43.489	1:08.917	28.102	8	1	2:18.919	42.175	1:08.323	28.421
3	1	2:18.379	42.320	1:08.106	27.953	9	1	2:18.752	41.964	1:08.482	28.306
4	1	2:17.397	41.928	1:07.781	27.687	10	1	2:18.425	41.901	1:08.315	28.209
5	1	2:17.905	41.831	1:08.242	27.832	11	1	2:18.734	42.596	1:08.220	27.918
6	1	2:18.317	41.704	1:08.724	27.889	12	1	2:18.678	42.080	1:08.506	28.092

68 Adam Kout (CZE) (Hyundai Elantra N TCR) Theoretische Bestzeit: 2:15.171

Lap	D	Time	S1	S2	S3	Lap	D	Time	S1	S2	S3
1	1	2:24.386	48.053	1:07.926	28.407	7	1	2:16.246	41.304	1:07.187	27.755
2	1	2:15.466	41.253	1:06.541	27.671	8	1	2:17.336	41.539	1:07.978	27.819
3	1	2:15.853	41.345	1:06.978	27.530	9	1	2:16.792	41.560	1:07.157	28.075
4	1	2:15.816	41.099	1:07.109	27.608	10	1	2:16.791	41.428	1:07.455	27.908
5	1	2:15.779	41.158	1:06.911	27.710	11	1	2:16.501	41.385	1:07.197	27.919
6	1	2:15.858	41.274	1:06.878	27.706	12	1	2:16.879	41.576	1:07.430	27.873

70 Mat'o Homola (SVK) (Hyundai Elantra N TCR) Theoretische Bestzeit: 2:14.401

Lap	D	Time	S1	S2	S3	Lap	D	Time	S1	S2	S3
1	1	2:20.936	46.867	1:06.398	27.671	7	1	2:15.305	41.400	1:06.294	27.611
2	1	2:14.849	41.372	1:05.852	27.625	8	1	2:15.549	41.560	1:06.294	27.695
3	1	2:14.681	41.272	1:05.910	27.499	9	1	2:15.326	41.378	1:06.221	27.727
4	1	2:14.512	41.137	1:05.791	27.580	10	1	2:15.829	41.484	1:06.547	27.798
5	1	2:14.666	41.107	1:06.019	27.540	11	1	2:16.110	41.629	1:06.620	27.861
6	1	2:15.178	41.512	1:06.086	27.580	12	1	2:16.137	41.684	1:06.508	27.945



Lap Analysis race 1, 10.06.2023

71 Philipp Dietrich (AUT) (Cupra Leon Competición TCR)

Theoretische Bestzeit: 2:15.929

Lap	D	Time	S1	S2	S3	Lap	D	Time	S1	S2	S3
1	1	2:26.558	48.924	1:09.061	28.573	7	1	2:16.401	41.179	1:07.585	27.637
2	1	2:18.339	42.489	1:08.035	27.815	8	1	2:17.005	41.342	1:07.725	27.938
3	1	2:16.327	41.167	1:07.526	27.634	9	1	2:16.863	41.413	1:07.251	28.194
4	1	2:17.050	41.519	1:07.885	27.646	10	1	2:16.999	41.391	1:07.695	27.913
5	1	2:16.619	41.070	1:07.366	28.183	11	1	2:17.096	41.401	1:07.773	27.922
6	1	2:16.424	41.268	1:07.553	27.603	12	1	2:18.684	41.511	1:09.112	28.061

74 Žarko Knego (CRO) (Hyundai Elantra N TCR)

Theoretische Bestzeit: 2:16.324

Lap	D	Time	S1	S2	S3	Lap	D	Time	S1	S2	S3
1	1	2:31.131	51.609	1:09.813	29.709	7	1	2:16.665	41.516	1:07.316	27.833
2	1	2:21.291	43.872	1:09.182	28.237	8	1	2:16.703	41.449	1:07.529	27.725
3	1	2:17.759	42.487	1:07.531	27.741	9	1	2:19.012	41.715	1:08.834	28.463
4	1	2:16.586	41.711	1:07.171	27.705	10	1	2:18.459	42.029	1:08.283	28.147
5	1	2:18.013	42.101	1:08.103	27.809	11	1	2:17.748	41.676	1:07.699	28.373
6	1	2:17.432	41.642	1:07.884	27.906	12	1	2:19.630	42.349	1:08.677	28.604

82 Vít Smejkal (CZE) (Cupra Leon Competición TCR)

Theoretische Bestzeit: 2:16.817

Lap	D	Time	S1	S2	S3	Lap	D	Time	S1	S2	S3
1	1	2:32.669	53.053	1:10.446	29.170	7	1	2:17.956	42.400	1:07.878	27.678
2	1	2:21.713	43.991	1:09.726	27.996	8	1	2:18.212	42.329	1:08.172	27.711
3	1	2:18.869	42.753	1:08.510	27.606	9	1	2:19.957	41.876	1:07.727	30.354
4	1	2:17.118	42.177	1:07.451	27.491	10	1	2:18.055	41.900	1:08.283	27.872
5	1	2:17.660	42.118	1:07.888	27.654	11	1	2:19.006	42.785	1:08.481	27.740
6	1	2:18.235	42.055	1:08.508	27.672	12	1	2:18.377	42.169	1:08.288	27.920

96 Petr Fulín Jr. (CZE) (Cupra Leon Competición TCR)

Theoretische Bestzeit: 2:15.399

Lap	D	Time	S1	S2	S3	Lap	D	Time	S1	S2	S3
1	1	2:28.564	49.838	1:09.768	28.958	7	1	2:16.532	41.048	1:07.890	27.594
2	1	2:17.588	41.964	1:08.093	27.531	8	1	2:16.861	41.216	1:07.812	27.833
3	1	2:16.758	41.262	1:07.824	27.672	9	1	2:17.780	41.763	1:07.450	28.567
4	1	2:16.363	40.985	1:07.887	27.491	10	1	2:16.182	41.578	1:06.991	27.614
5	1	2:16.018	40.918	1:07.398	27.702	11	1	2:17.047	41.227	1:07.974	27.846
6	1	2:16.423	41.279	1:07.580	27.564	12	1	2:17.490	41.403	1:08.357	27.730

121 Ivars Vallers (LVA) (Audi RS3 LMS TCR 2021)

Theoretische Bestzeit: 2:16.539

Lap	D	Time	S1	S2	S3	Lap	D	Time	S1	S2	S3
1	1	2:43.035	50.833	1:22.644	29.558	7	1	2:17.172	41.876	1:07.624	27.672
2	1	2:19.907	42.527	1:08.208	29.172	8	1	2:16.984	41.689	1:07.633	27.662
3	1	2:17.254	41.713	1:07.777	27.764	9	1	2:17.684	41.638	1:08.064	27.982
4	1	2:19.757	41.811	1:08.658		10	1	2:17.778	41.615	1:08.312	27.851
5	1	3:02.909	1:27.590	1:07.616	27.703	11	1	2:17.304	41.607	1:08.000	27.697
6	1	2:16.660	41.367	1:07.511	27.783	12	1	2:18.210	42.182	1:08.195	27.833



Best Sector Times race 1

Pos.	sector 1		sector 2		sector 3		theoretical and best lap time						
	No	Driver	Time	No	Driver	Time	No	Driver	theoretical	Best	Pos		
1	32	Czepiel C.	40.874	70	Homola M.	1:05.795	21	Wittke C.	27.397	70	Homola M.	2:14.401	2:14.512
2	8	Kircher R.	40.915	8	Kircher R.	1:06.306	3	Ghermandi G.	27.412	8	Kircher R.	2:14.639	2:14.693
3	3	Ghermandi G.	40.916	32	Czepiel C.	1:06.468	8	Kircher R.	27.418	32	Czepiel C.	2:14.940	2:15.050
4	96	Fulín Jr. P.	40.918	9	Kajaia D.	1:06.469	82	Smejkal V.	27.491	68	Kout A.	2:15.171	2:15.466
5	71	Dietrich P.	41.070	68	Kout A.	1:06.542	96	Fulín Jr. P.	27.491	3	Ghermandi G.	2:15.189	2:15.749
6	68	Kout A.	41.099	3	Ghermandi G.	1:06.861	70	Homola M.	27.499	9	Kajaia D.	2:15.309	2:15.466
7	70	Homola M.	41.107	14	Cížek P.	1:06.965	14	Cížek P.	27.508	96	Fulín Jr. P.	2:15.399	2:16.018
8	25	Poschik T.	41.124	96	Fulín Jr. P.	1:06.990	68	Kout A.	27.530	71	Dietrich P.	2:15.929	2:16.327
9	9	Kajaia D.	41.150	21	Wittke C.	1:07.017	32	Czepiel C.	27.598	14	Cížek P.	2:15.962	2:16.420
10	121	Vallers I.	41.367	74	Knego Ž.	1:07.170	71	Dietrich P.	27.603	21	Wittke C.	2:16.036	2:16.041
11	74	Knego Ž.	41.449	25	Poschik T.	1:07.200	121	Vallers I.	27.662	25	Poschik T.	2:16.054	2:16.154
12	14	Cížek P.	41.489	71	Dietrich P.	1:07.256	55	Kolakowski S.	27.687	74	Knego Ž.	2:16.324	2:16.586
13	38	Adámek R.	41.563	82	Smejkal V.	1:07.450	9	Kajaia D.	27.690	121	Vallers I.	2:16.539	2:16.660
14	21	Wittke C.	41.622	38	Adámek R.	1:07.479	74	Knego Ž.	27.705	82	Smejkal V.	2:16.817	2:17.118
15	55	Kolakowski S.	41.704	121	Vallers I.	1:07.510	34	Rzepecki A.	27.725	38	Adámek R.	2:16.870	2:17.150
16	34	Rzepecki A.	41.850	55	Kolakowski S.	1:07.782	25	Poschik T.	27.730	55	Kolakowski S.	2:17.173	2:17.397
17	82	Smejkal V.	41.876	34	Rzepecki A.	1:07.817	38	Adámek R.	27.828	34	Rzepecki A.	2:17.392	2:17.661
18	24	Citera A.	42.666	24	Citera A.	1:08.562	24	Citera A.	28.506	24	Citera A.	2:19.734	2:20.451
19	23	Steibel S.	00.000	23	Steibel S.	1:09.738	23	Steibel S.	00.000	23	Steibel S.	00.000	00.000